


701DFB with RA (ATEX) pumphead

700 series close-coupled pumps

Features and benefits

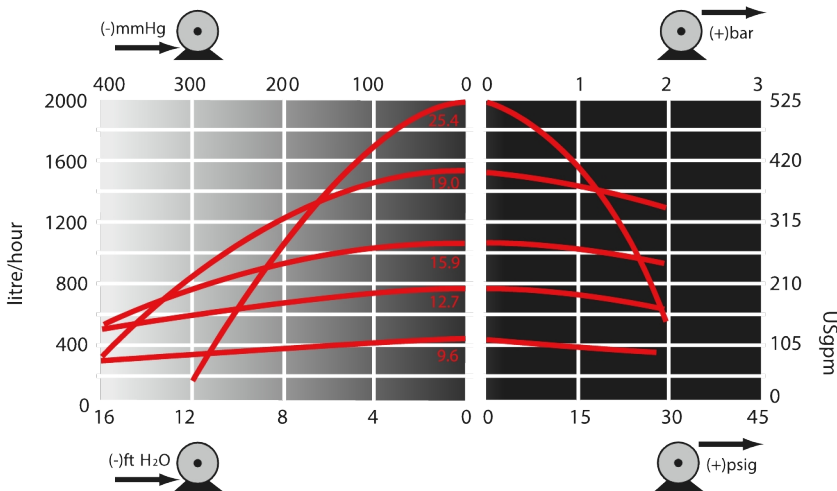
- Flow rates up to 1,900L/h (8.4GPM) and up to 2 bar (30psi) peak pressure
- A choice of fixed speeds: 45 rpm, 134 rpm, 232 rpm and 348 rpm. Other speeds on request
- Continuous tubing in five bore sizes and six materials
- Rugged, chemical and knock-resistant finish; tool-unlockable track
- Driven occlusion rollers for longer tube life



701DFB with RA (ATEX) pumphead performance

Typical flow rates per pumphead (L/h)									
Fixed speeds	701RA continuous tubing					701REA LoadSure elements			
	9.6mm	12.7mm	15.9mm	19.0mm	25.4mm	12.7mm	15.9mm	19.0mm	
112rpm	130	240	340	470	620	240	340	470	
360rpm	420	780	1100	1500	2000	780	1100	1500	

Flow rates by tube bore sizes for various pressure conditions.



For critical applications determine flow under operating conditions. Flow can vary due to tube tolerances and system configuration

Flow rates per pumphead at 360rpm, clockwise, water 20C

Technical specifications

	701DFB with RA (ATEX) pumphead
Max. flow rate	2000 L/h
Min. flow rate	130 L/h
Ambient Temperature Range	5 °C to 40 °C
Ambient Temperature Range	41 °F to 104 °F
Motor types	Fixed speed motor
Max. operating speed	360 rpm
Standards	ATEX 2014/34/EU, ATEX II 2G Ex h IIB T4 Gb X, CE
Ingress Protection	IP55
Noise	<85dB(A) at 1m
Weight	41 kg
Power supply	230/400 V 3 ph, 50 Hz

Table lists details for fixed speed pumps. For more detail on drive, AC motor and inverter options please contact your local Watson-Marlow Fluid Technology Solutions representative.

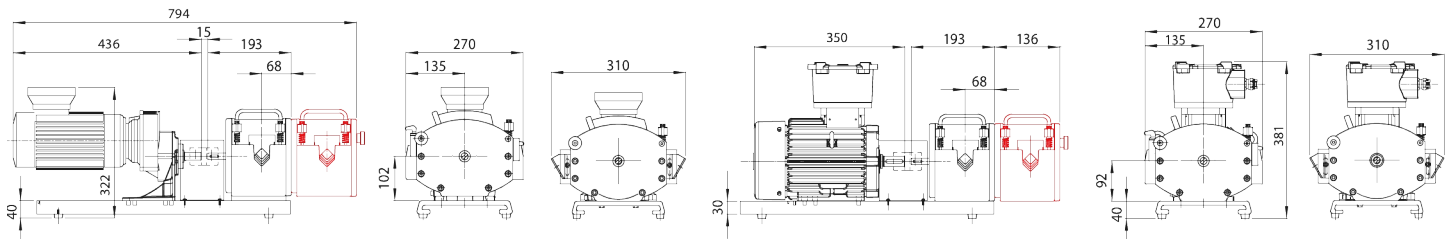
Materials of construction

	701DFB with RA (ATEX) pumphead
Gearbox	Aluminium, Cast iron
Motor	Cast iron
Pumphead body assembly	Aluminium alloy with epoxy polyester powder coat finish
Pumphead roller assembly	MoS2 filled Nylon 6 (Nylatron), Polyamide
Pumphead rotor assembly	Aluminium alloy LM24, Stainless steel
Pumphead track	Aluminium alloy with epoxy polyester powder coat finish
Fixings	Stainless steel
Tube clamp assembly	Glass filled Nylon

Information listed covers the complete range of fixed speed pumps.

For detailed specifications of individual models/components and other drive/pumphead options, refer to user manual or contact WMFTS representative.

701DFB with RA (ATEX) pumphead dimensions



Measurements shown in millimetres (mm)

Dual pumphead versions

Product codes

Pump	rpm	Supply	Product code
701DFB/RA (Single pumphead)	112	230/400V 50Hz 3ph 0.37kW *10:1	070.1012.000
	360	230/400V 50Hz 3ph 1.1kW *10:1	070.1032.000

*10:1 speed reduction available using VFD. Geared units fitted with PTC thermistors

Pumphead	Description	Product code
701RBA	Four roller continuous tubing ATEX pumphead	073.0101.A00

4.8mm wall tubing				
Bore/wall (mm)	Bioprene	Marprene	Pumpsil	PureWeld XL
9.6/4.8	933.0096.048	902.0096.048	913.A096.048	942.0096.048
12.7/4.8	933.0127.048	902.0127.048	913.A127.048	942.0127.048
15.9/4.8	933.0159.048	902.0159.048	913.A159.048	
19.0/4.8	933.0190.048	902.0190.048	913.A190.048	942.0190.048
25.4/4.8	933.0254.048	902.0254.048		942.0254.048

LoadSure elements			
Bore/wall (mm)	12.7 x 4.8mm C&G with PP 3/4" connectors	15.9 x 4.8mm C&G with PP 3/4" connectors	19.0 x 4.8mm C&G with PP 3/4" connectors
Marprene	902.0127.PPC	902.0159.PPC	902.0190.PPC

Disclaimer: All flow rates shown were obtained pumping water at 20 °C (68 °F) with zero suction and delivery heads. Watson-Marlow, Pumpsil, PureWeld XL, Bioprene and Marprene are trademarks of Watson-Marlow Limited. Disclaimer: The information contained in this document is believed to be correct but Watson-Marlow Limited accepts no liability for any errors it contains, and reserves the right to alter specifications without notice. GORE and STA-PURE are trademarks of W. L. Gore & Associates. Please state the product code when ordering pumps and tubing.

wmfts.com/global



05 July 2024